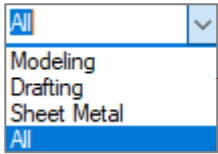


- **Rolle intuitiver / effizienter Anpassen**
 - Welche Befehle werden wie oft verwendet
- **Monitoring Konstruktionsverlauf / Verhalten**
 - Werden Konstruktionsempfehlungen eingehalten (Details am Ende, Geometrie überprüfen, von „grob“ nach „fein“ ...)
- **Profil des Konstruktions-Stils erzeugen**

Applikationsauswahl



Click-Through-Rate (CTR)

Select Application: **All** [Profile] [Open History] [Save]

UG_FILE_NEW 1
 UG_CREATE_SKETCH 9
 UG_MODELING_DATUM_PLANE_FEATURE 5
 UG_MODELING_EXTRUDED_FEATURE 6
 UG_MODELING_SUBTRACT_FEATURE 2
 UG_MODELING_UNITE_FEATURE 1
 UG_MODELING_BLEND_FEATURE 3
 UG_LAYER_MOVE 1
 UG_HELP_SYSTEM_LOG 2
 UG_MODELING_GROUP_FEATURE 1
 UG_INFO_OBJECT 1
 UG_MATERIAL_ASSIGN 1

CTR / Get Data Ascending Order Reverse Order

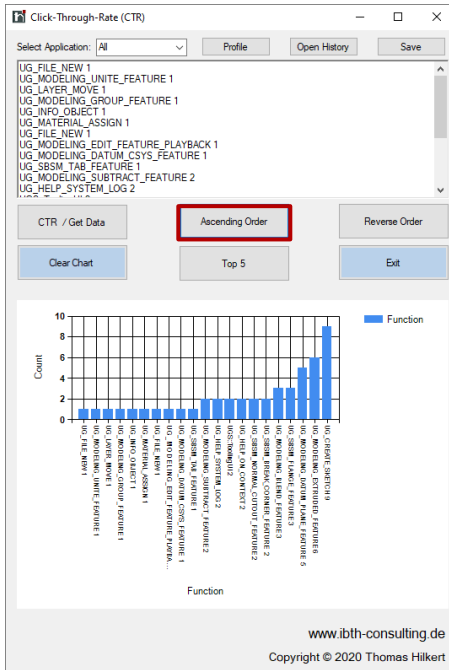
Clear Chart Top 5 Exit

www.ibth-consulting.de
 Copyright © 2020 Thomas Hilkert

Liste (Befehle + Häufigkeit)

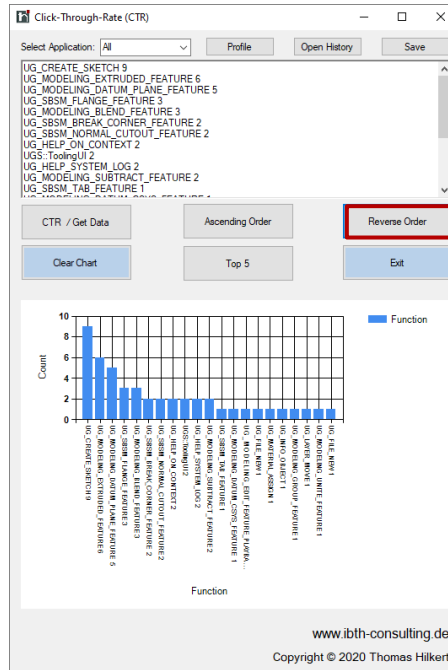
Histogramm der aktuellen Applikation

Daten Sortierung



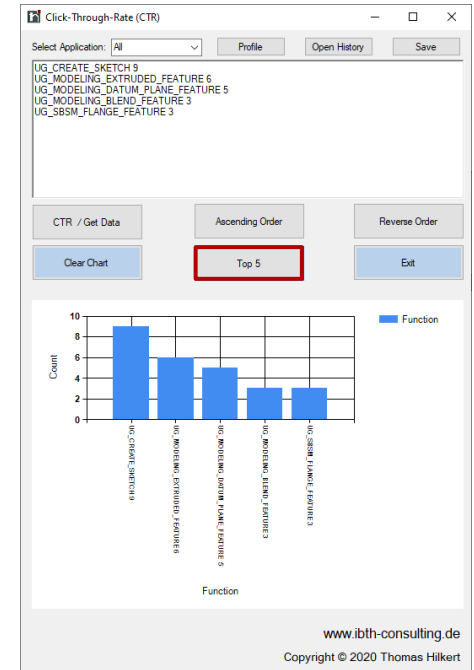
aufsteigend

UG_FILE_NEW 1
UG_MODELING_UNITE_FEATURE 1
UG_LAYER_MOVE 1
UG_MODELING_GROUP_FEATURE 1
UG_INFO_OBJECT 1
UG_MATERIAL_ASSIGN 1
UG_FILE_NEW 1
UG_MODELING_EDIT_FEATURE_PLAYBACK 1
UG_MODELING_DATUM_CSYS_FEATURE 1
UG_SBSM_TAB_FEATURE 1
UG_MODELING_SUBTRACT_FEATURE 2
UG_HELP_SYSTEM_LOG 2



absteigend

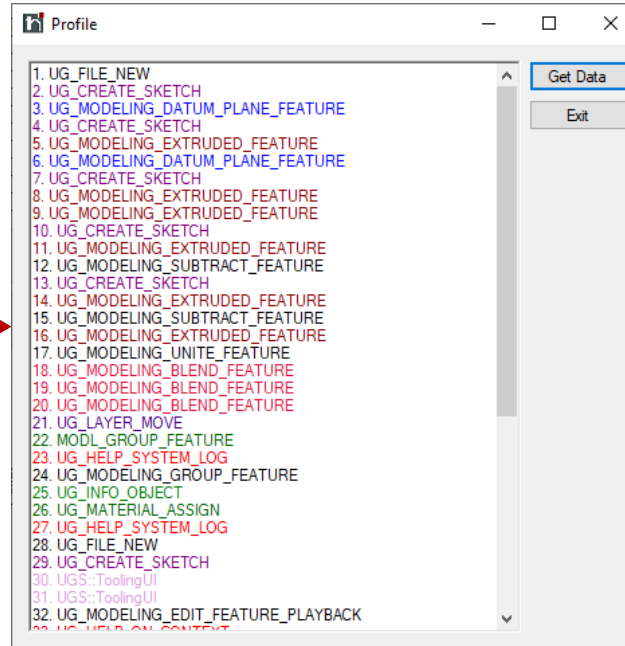
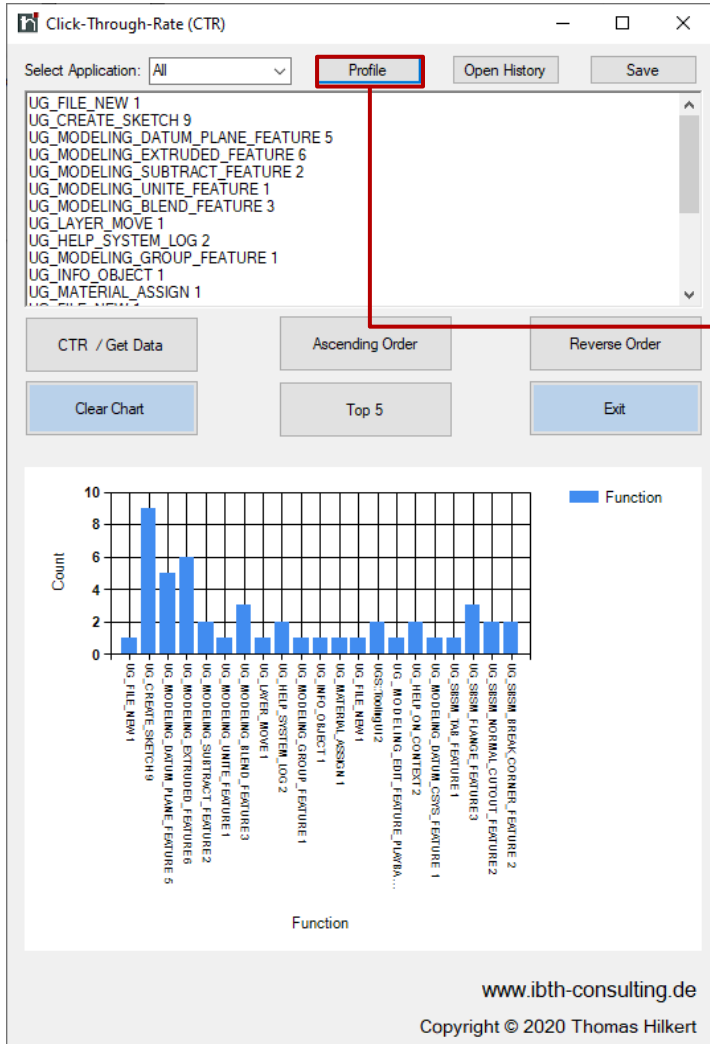
UG_CREATE_SKETCH 9
UG_MODELING_EXTRUDED_FEATURE 6
UG_MODELING_DATUM_PLANE_FEATURE 5
UG_SBSM_FLANGE_FEATURE 3
UG_MODELING_BLEND_FEATURE 3
UG_SBSM_BREAK_CORNER_FEATURE 2
UG_SBSM_NORMAL_CUTOUT_FEATURE 2
UG_HELP_ON_CONTEXT 2
UGS::ToolingUI 2
UG_HELP_SYSTEM_LOG 2
UG_MODELING_SUBTRACT_FEATURE 2
UG_SBSM_TAB_FEATURE 1



TOP 5

UG_CREATE_SKETCH 9
UG_MODELING_EXTRUDED_FEATURE 6
UG_MODELING_DATUM_PLANE_FEATURE 5
UG_MODELING_BLEND_FEATURE 3
UG_SBSM_FLANGE_FEATURE 3

Profile



- Chronologischer Verlauf der verwendeten Funktionen
- Funktionsgruppen farblich gekennzeichnet
- Was wurde wann verwendet...